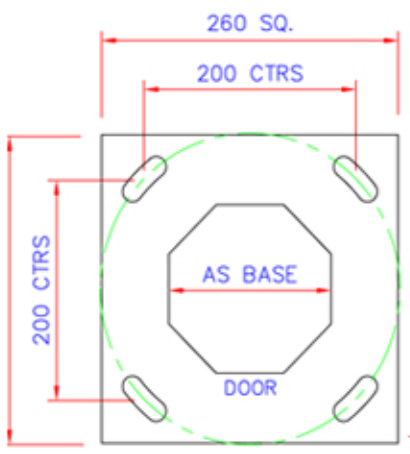


ALL DIMENSIONS IN MILLIMETRES
UNLESS STATED OTHERWISE
IF IN DOUBT ASK

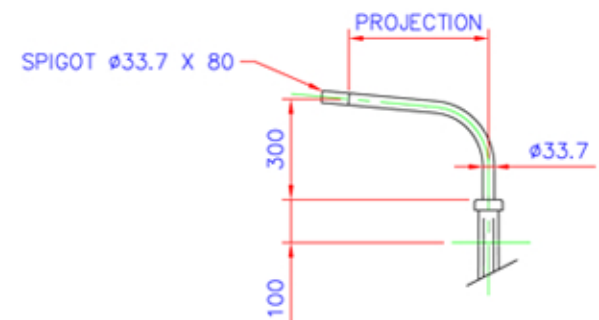

DO NOT SCALE

1 ROW OF 4 NO. M10
SOCKET SCREWS ON
"NIDD47" & "NIDD57"
ONLY

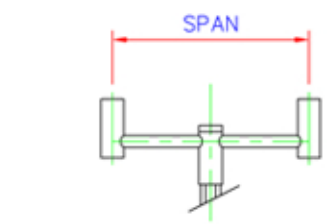
COLUMN TYPE	DIMENSION A	DIMENSION B
NIDD 35	800	3500
NIDD 47	800	4700
NIDD 50	800	5000
NIDD 57	1000	5700
NIDD 60	1000	6000



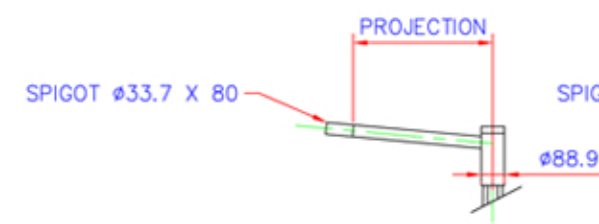
FLANGE PLATE DETAIL



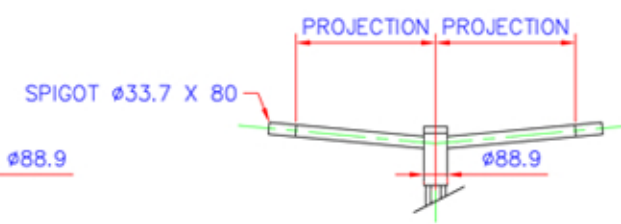
SINGLE ARM BRACKET
"NIDD47" & "NIDD57" ONLY



TWIN "COWHORN" POST TOP BRACKET

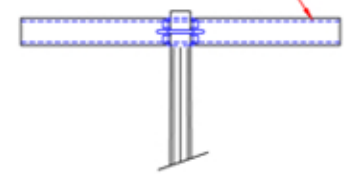


SINGLE DROP-OVER BRACKET



TWIN DROP-OVER BRACKET

76x38 CHANNEL SECTION
LENGTHS: 300, 1100 & 1400



FLOODLIGHT CROSSARM BRACKET

- ACCESSORIES:-
- (a) BACK BOARD - APPROX 530 X 85 X 15 THK
 - (b) RECOMMENDED A/BOLT SIZE - M18 ADDITIONAL COST REQUIRED
 - (c) BRACKET FIXING SCREWS - M10 - SUPPLIED AS REQUIRED
 - (d) EARTH - M8(BRASS) C/W 2 NUTS & WSHS - SUPPLIED(COLUMN ONLY)
 - (e) M8 TRI-DOOR KEY - SUPPLIED 1:10
 - (f) BITUMEN COATED EXT'L ROOT SECTION TO 250mm A.G.L.

BEI | lighting

lighting from the ground up